

Technical Bulletin

Bulletin Number: 342 Revision Number: R-01

Release Date: March 28, 1988 Revision Date: December 7, 1998

SUBJECT: COKE LANDSCAPE SELECT BUTTONS / SWITCH BAR

MODELS AFFECTED: All Coke Landscape Venders.

REASON: To document changes made to Coke Landscape Select Buttons and Switch Bars.

INDEX

Select Buttons.....Page 1
 Select Switch Bars Pages 2 and 3

SELECT BUTTONS

1. Serial # 0001-3067BM and higher

Order: 801,805,71x.x1 Select Button Coke Landscape (white, " protrusion)
 901,700,72x.x1 Select Button Spring

2. Serial # 0001-3033AM to 0001-3067BL

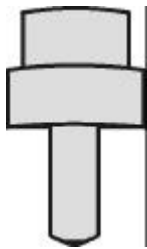
Factory built with 801,805,71x.x1 Select Button Coke Landscape (Gray, " protrusion)
 Replaced by 801,805,71x.x1 Select Button Coke Landscape (White, " protrusion)
 901,700,72x.x1 Select Button Spring

3. Serial # 0001-2995BL to 0001-3033AM

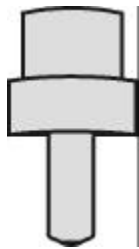
Factory built with 801,805,71x.x1 Select Button Coke Landscape (Grey, ¼" protrusion)
 Replaced by 801,805,71x.x1 Select Button Coke Landscape (White, " protrusion)
 901,700,72x.x1 Select Button Spring

4. Serial # 0001-2949DK to 0001-2995BL

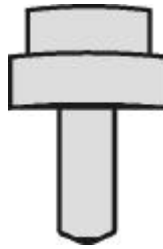
Order: 801,805,59x.x1 Select Button Coke Landscape (Gray)
 901,700,72x.x1 Select Button Spring



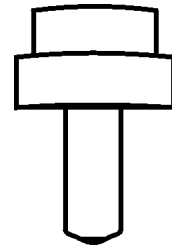
Select Button (Gray)
801,805,59x.x1



Select Button with ¼"
Protrusion (Gray)
801,805,710.01



Select Button with "
Protrusion (Gray)
801,805,710.11



Select Button with "
Protrusion (White)
801,805,71x.x1

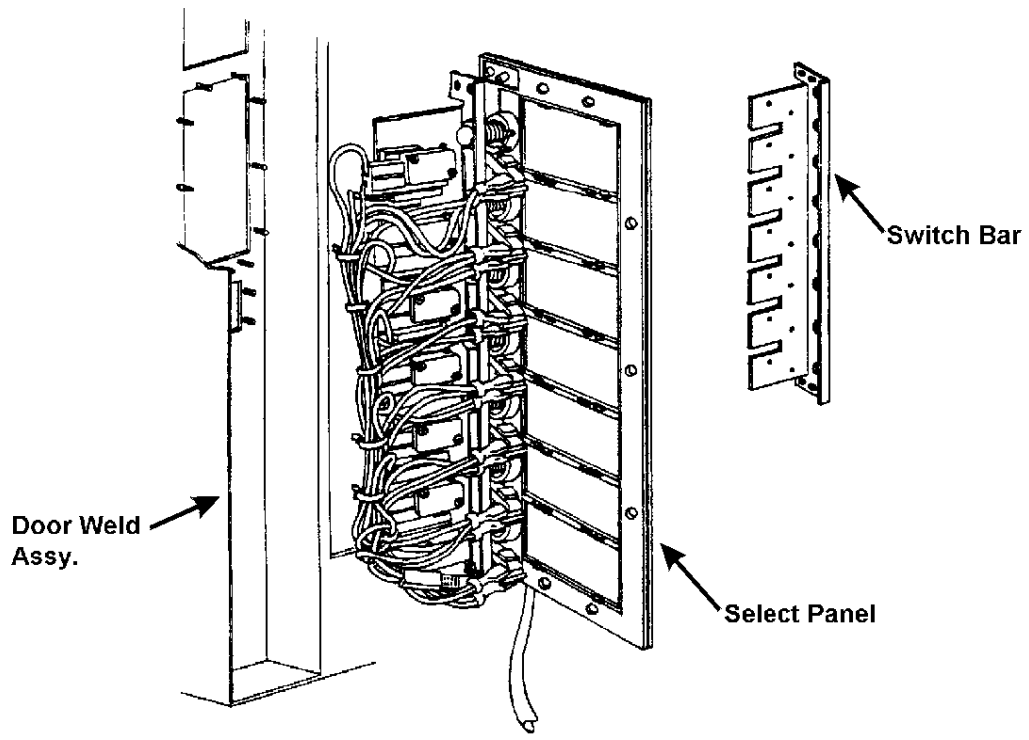
Figure 1

SELECT SWITCH BAR
(See figures 2 and 3, page 3)

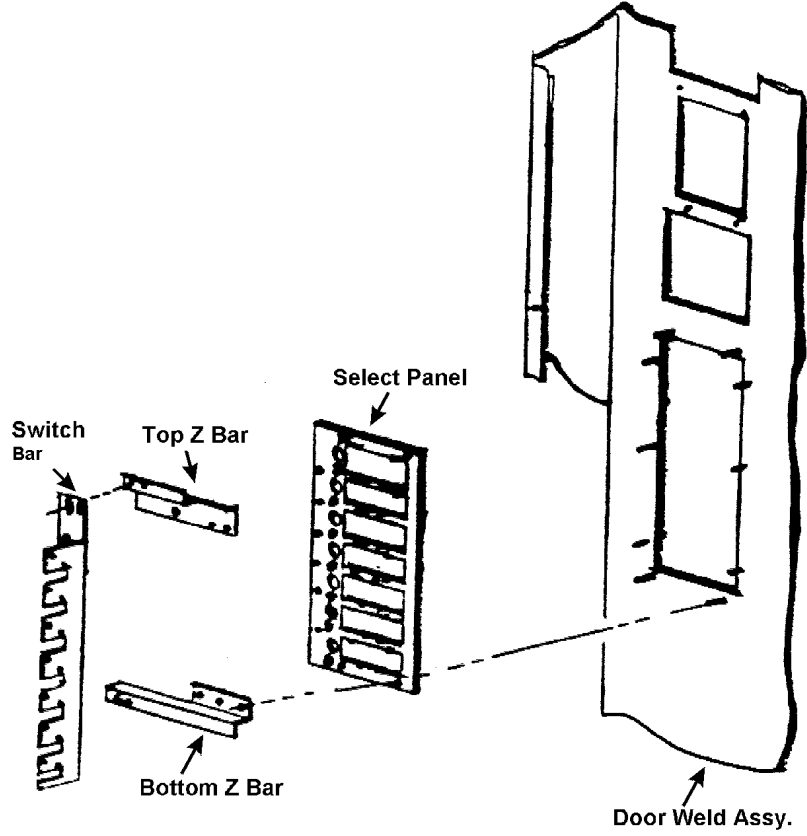
- 1. Serial # 0001-6123BR and higher**
Order: 801,807,19x.x1 Switch Bar CC VRV All
- 2. Serial # 0001-2981BL mixed to 0001-6123BR**
Order: 445,050,15x.x3 Switch Bar CC Non VRV -5
- 3. Serial # 0001-2975BL mixed to 0001-6123BR**
Order: 443,050,03x.x3 Switch Bar CC New VRV -6
- 4. Serial # 0001-2979BL mixed to 0001-6123BR (Includes 2977)**
Order: 437,050,03x.x3 Switch Bar CC -9
- 5. Serial # 0001-2984BL mixed to 0001-6123BR (Includes 2977, 2986 mixed; except 2995)**
Order: 432,050,53x.x3 Switch Bar CC -7
444,050,80x.x3 Control Panel
- 6. Serial # prior to 2981BL (2981 mixed)**
Order: 495,053,40x.x3 Control Panel Assy. (less harness) -5
- 7. Serial # prior to 2975BL (2975 mixed)**
Order: 443,050,80x.x3 Control Panel Assy. (less harness) -6
- 8. Serial # prior to 2979BL except 2977 (2979 mixed)**
Order: 491,052,80x.x3 Control Panel Assy. (less harness) -7
444,050,80x.x3 Control Panel Assy. (less harness) -8
- 9. Serial # prior to 2980BL except 2977 and 2986 mixed**
Order: 499,051,00x.x3 Control Panel Assy. (less harness) -9

Number 6, 7, 8, and 9 factory built have select switch mounting brackets (Z bars)

- 432,050,43x.x3 Z Bar Bottom
- 432,050,42x.x3 Z Bar Top



**New Style Switch Bar
Figure 2**



**Old Style Switch Bar
(No Longer Available)
Figure 3**